

OrgChart for Visio

Add-in Wizard that dramatically improves Visio's charting capabilities

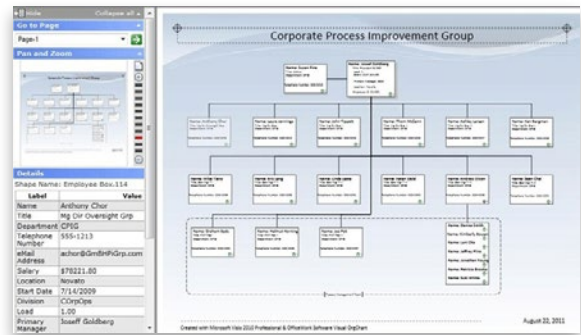


Replace Visio's in-box organization chart features and create automatically-updating charts faster and easier than ever before.

Why OrgChart for Visio?

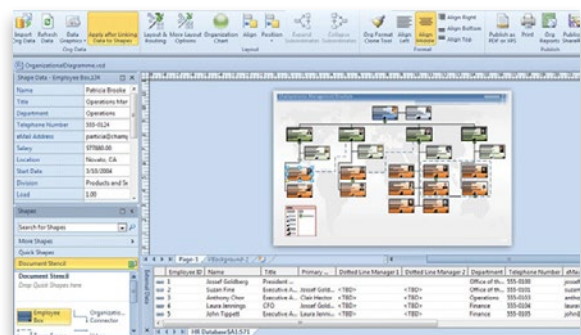
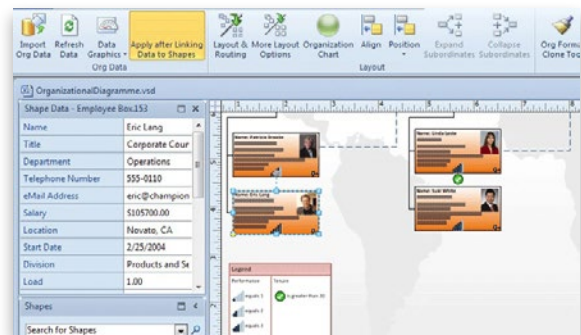
With this powerful new wizard, your chart updates are automatic – something the in-box Visio product will not do. Taking a simple data file you will create charts that are easy to customize with your own look and feel, sort box order, apply custom data graphics, legends and much more. OrgChart for Visio is an ideal way to visualize your company's organizational structure.

OrgChart for Visio delivers the power to visualize your workforce and integrate with your planning process:



OrgChart for Visio Features

- Quick charting: Make your org chart one time from an Excel worksheet
- Always up-to-date: Updates are automatic for any changes
- Larger charts are easy to navigate: Paginates chart to drill through the organization
- Matrix reporting: Show up to 3 dotted-line managers per employee
- Easy to read: sort, order and filter for any audience
- Ready to calculate: Headcount, span of control and more
- Custom appearance: Box shapes are easy to configure with data, photos and colors
- Share with anyone: Publish to interactive PDF and PowerPoint



GET STARTED TODAY

Call us at +65 9387 2278 email us at sales@officeworksoftware.com.sg or visit orgchartpro.com.sg



- 1

Break through the limitations of traditional organizational diagramming with OrgChart for Visio! Integrate best-of-breed features of Visio and OrgChart Pro.
- 2

Connect your Organization Charts to one or more data sources including Microsoft Excel, SQL Server, SharePoint Services, or any ODBC compliant database.
- 3

OrgChart for Visio allows your company to better manage your workforce, easily integrate your planning process and help your sales organization better manage key accounts.

Organizational Diagramming Comparison

FUNCTION	VISIO 2010/2013	ORGCHART FOR VISIO
Data import	✓	✓
Data refresh/continuous update		✓
Box sorting		✓
Special arrangement styles for large charts		✓
Automatic sub-charting		✓
Publish to interactive PDF	✓	✓
Custom templates	✓	✓
Easy photo import		✓
Any data presentation		✓
Format painter to propagate box styles		✓
Automatic sub charting	✓	✓
Custom data graphics	✓	✓

System Requirements

WINDOWS® VISTA, 7, 8 & 10

Visio 2010 / 2013 Professional or Premium Edition

GET STARTED TODAY

Call us at +65 9387 2278 email us at sales@officeworksoftware.com.sg or visit orgchartpro.com.sg